

quick code

173

Honeycomb Side Mount Aluminium Base Shoe

Specification

- ✓ Comes in 3600mm lengths
- ✓ Requires cladding
- ✓ Uses grout to secure the glass in place
- ✓ Side (facia) fix channel

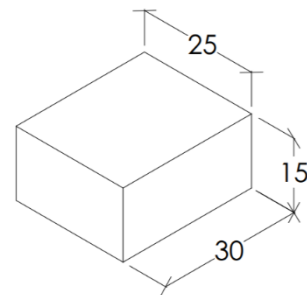

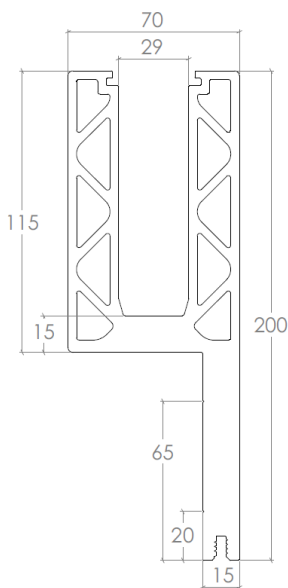
Options

- ✓ Suitable for 10mm to 21.5mm glass



Design Recommendations

- ✓ Place two (or three on large panels) of the rubber base blocks into the channel prior to lowering the glass into the channel.
- ✓ We recommend that the balustrade should be fully made up before grouting (i.e. handrail fitted first etc) to ensure compatibility – once the grout has gone off it is difficult, if not impossible, to make any changes.



Technical information, dimensions and illustrations in this guide are for guidance purposes only. We reserve the right to change product sizes and details without prior notice. All advice or assistance relating to our products is given in good faith but without obligation and subject specifically to the exclusion of any liability whatever on our part or on the part of our staff for damages whether direct or consequential. It is the buyer's responsibility to establish the suitability of the product and materials for the purpose for which they are purchased.

Version: 2019-01